

This article was downloaded by:

On: 30 January 2011

Access details: *Access Details: Free Access*

Publisher *Taylor & Francis*

Informa Ltd Registered in England and Wales Registered Number: 1072954 Registered office: Mortimer House, 37-41 Mortimer Street, London W1T 3JH, UK



## **Spectroscopy Letters**

Publication details, including instructions for authors and subscription information:

<http://www.informaworld.com/smpp/title~content=t713597299>

## **Erratum**

To cite this Article (1990) 'Erratum', Spectroscopy Letters, 23: 9, 1235 — 1236

To link to this Article: DOI: 10.1080/00387019008054496

URL: <http://dx.doi.org/10.1080/00387019008054496>

PLEASE SCROLL DOWN FOR ARTICLE

Full terms and conditions of use: <http://www.informaworld.com/terms-and-conditions-of-access.pdf>

This article may be used for research, teaching and private study purposes. Any substantial or systematic reproduction, re-distribution, re-selling, loan or sub-licensing, systematic supply or distribution in any form to anyone is expressly forbidden.

The publisher does not give any warranty express or implied or make any representation that the contents will be complete or accurate or up to date. The accuracy of any instructions, formulae and drug doses should be independently verified with primary sources. The publisher shall not be liable for any loss, actions, claims, proceedings, demand or costs or damages whatsoever or howsoever caused arising directly or indirectly in connection with or arising out of the use of this material.

# ERRATUM

Due to an oversight, three figures in Volume 23, Number 6 of Spectroscopy Letters appeared incorrectly.

The figures, from the article "The Spectroscopic Investigation of Amphi-Anti Isomerism and Inter-Conversion in a Novel Vic-Dioxime and Its Complexes," by Y. Gok and S.Z. Yildiz, appeared on pages 715, 719, and 721 of that issue.

Below we present the figures as they were intended to appear.

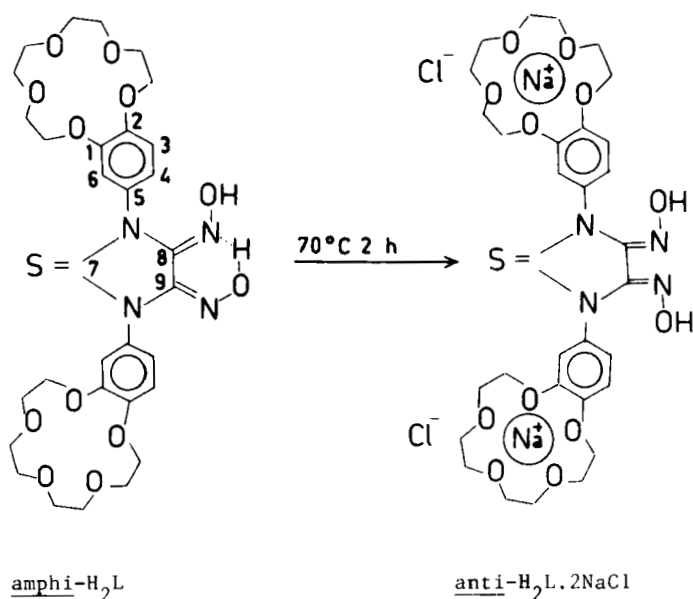


Figure 1. The interconversion of amphi- and anti-isomers

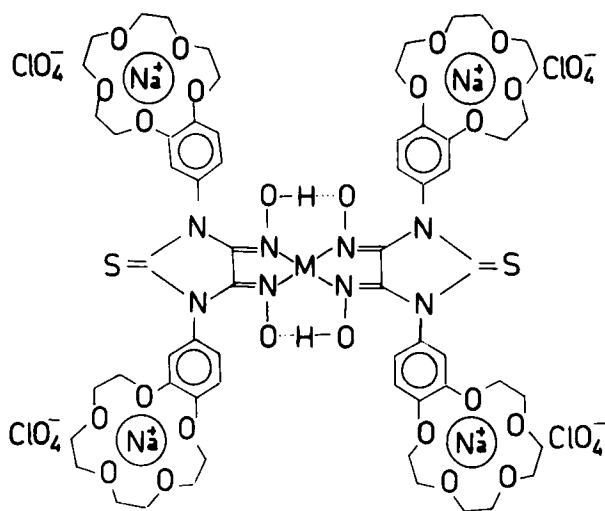


Figure 2. Structure of  $(HL)_2M \cdot 4NaClO_4$  ( $M = Ni(II)$ ,  $Cu(II)$ ,  $Co(II)$ , and  $Pd(II)$ ).

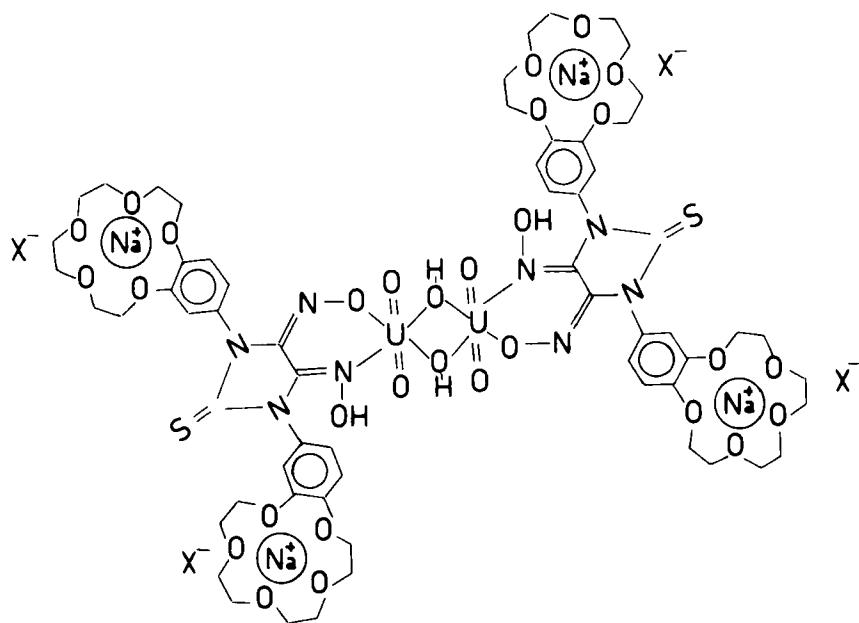


Figure 3. The structure of  $[UO_2(HL)(OH)]_2 \cdot 4NaClO_4$